


Replicotta pots

Terracotta pots look rustic and charming, especially when planted with herbs and seasonal blooms, but the big sizes can be heavy and they need watering more frequently than plastic containers.

Get the look of terracotta indoors or out without the weight using Replicotta, a range of pots from Master Distributors that look just like the real thing (masterdistributors.com.au).


Made from polypropylene, they have a rugged texture instead of a smooth plastic finish.

The pots cost from \$3 to \$25, and the saucers from \$2 to \$10 each, and are available exclusively from Bunnings.



Dividing lemon balm


Every three to four years, lift and divide vigorous clump-forming perennial herbs to control and rejuvenate their growth. Do this to herbs such as fennel, tarragon and lemon balm early in autumn or wait until spring.



1 LIFT THE PLANT by cutting back the old top growth close to the ground, then ease out the clump by inserting a garden fork all around the outside and levering upwards.



2 CUT THE CLUMP into small pieces with a spade, shake off loose soil and discard any dead or woody parts. **TIP** You can split a big clump in the ground then fork up the pieces.



3 PLANT THE PIECES in fresh soil using only the young outer parts. Firm down the soil by hand and water in well. Mulch to protect from harsh winter weather and water regularly.

Prune now

Tidy up perennials, get rid of any dead wood and cut back vines.

- **REMOVE** dead wood and lightly prune fruit trees.
- **DEADHEAD** flowering perennials such as agapanthus.
- **SNIP** chives as the leaves brown and start to die down.
- **CUT** back herbaceous climbers to ground level.
- **TAKE** hardwood cuttings to use for propagation.



Feed now

Lots of plants need a feed before winter dormancy or a boost if they crop or flower in the cold season.

- **LIQUID** feed leafy vegies like broccoli, cabbage and spinach.
- **GIVE** avocado trees a dose of citrus food in tropical areas.
- **APPLY** a seaweed fertiliser to ferns before they go dormant.
- **FERTILISE** the lawn to help it get through winter.
- **ADD** fertiliser to new planting holes when preparing beds.

